



Employer COVID Check Resources and Symptom Checker

CDC Employer Guidelines

WORKPLACES DURING THE COVID-19 PANDEMIC



The purpose of this tool is to assist employers in making (re)opening decisions during the COVID-19 pandemic, especially to protect vulnerable workers. It is important to check with state and local health officials and other partners to determine the most appropriate actions while adjusting to meet the unique needs and circumstances of the local community.

Should you consider opening?

- ✓ Will reopening be consistent with applicable state and local orders?
- ✓ Are you ready to protect employees at higher risk for severe illness?

ANY NO

ALL YES

Are recommended health and safety actions in place?

- ✓ Promote healthy hygiene practices such as hand washing and employees wearing a cloth face covering, as feasible
- ✓ Intensify cleaning, disinfection, and ventilation
- ✓ Encourage social distancing and enhance spacing between employees, including through physical barriers; changing layout

ALL YES

Is ongoing monitoring in place?

- ✓ Develop and implement procedures to check for signs and symptoms of employees daily upon arrival, as feasible
- ✓ Encourage anyone who is sick to stay home
- ✓ Plan for if an employee gets sick
- ✓ Regularly communicate and monitor developments with local authorities and

ALL YES

OPEN AND MONITOR

Is ongoing monitoring in place?

- ✓ Develop and implement procedures to check for signs and symptoms of employees daily upon arrival, as feasible

navirus

Key Features & Benefits

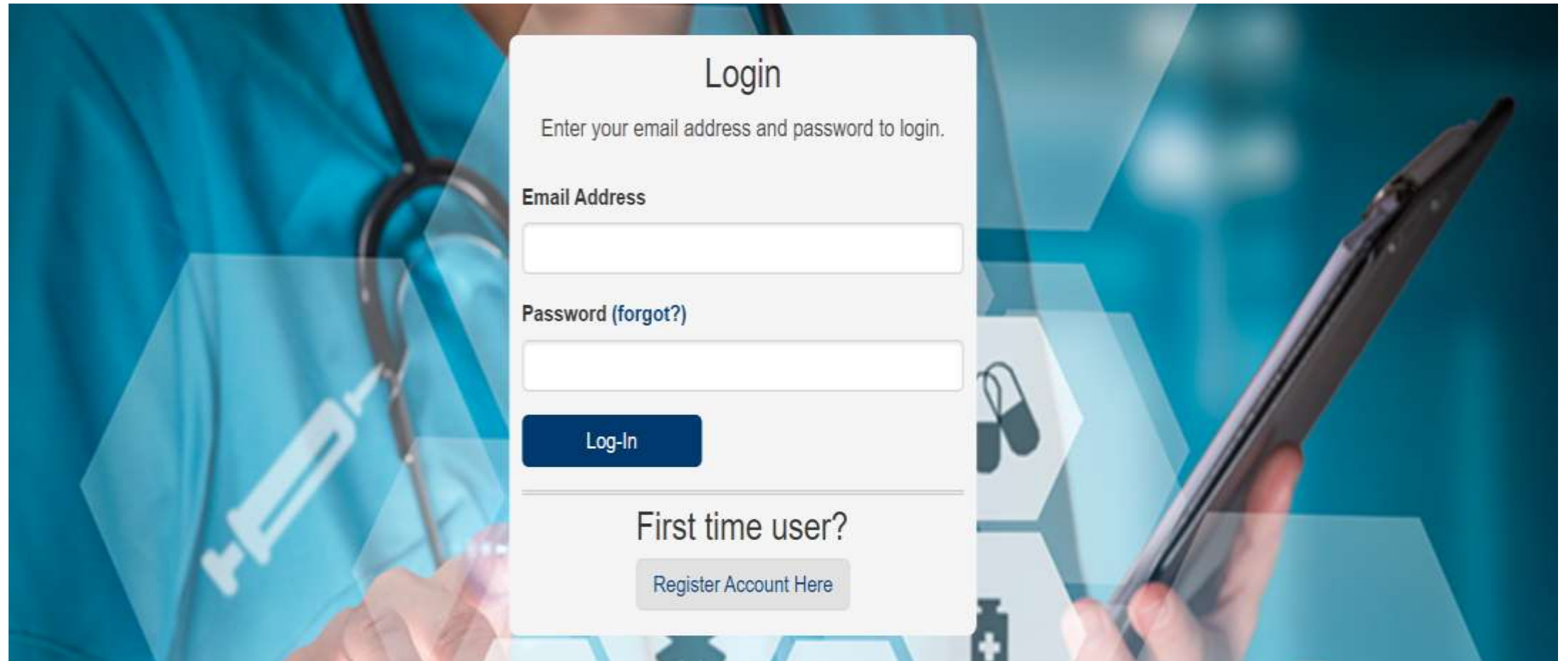
- Customized Solution for each Employer and Location
- Fast, Easy Implementation
- Cost Effective
- Follows Updated CDC Guidelines
- Available in 100+ Languages
- Real-Time Reporting
- Easy Instructions to Employees for Next Steps
- Accessible Via Laptop, Mobile Phone
- Call In Option, Text in Option, Text Reminder
- Documentation of Employees who Require Medical Care

ECC Unique Applications

- Integration with IR Temperature Kiosks
- Supports Visitor Clearance
- Provides Platform for PCR and Antibody Testing
- Export Personnel Data for Contact Tracing



Login Page

The background of the login page features a medical-themed collage. On the left, a person in blue scrubs is visible, with a stethoscope around their neck and a syringe in their hand. On the right, a hand holds a tablet displaying a medical interface. The overall color palette is dominated by various shades of blue and teal.

Login

Enter your email address and password to login.

Email Address

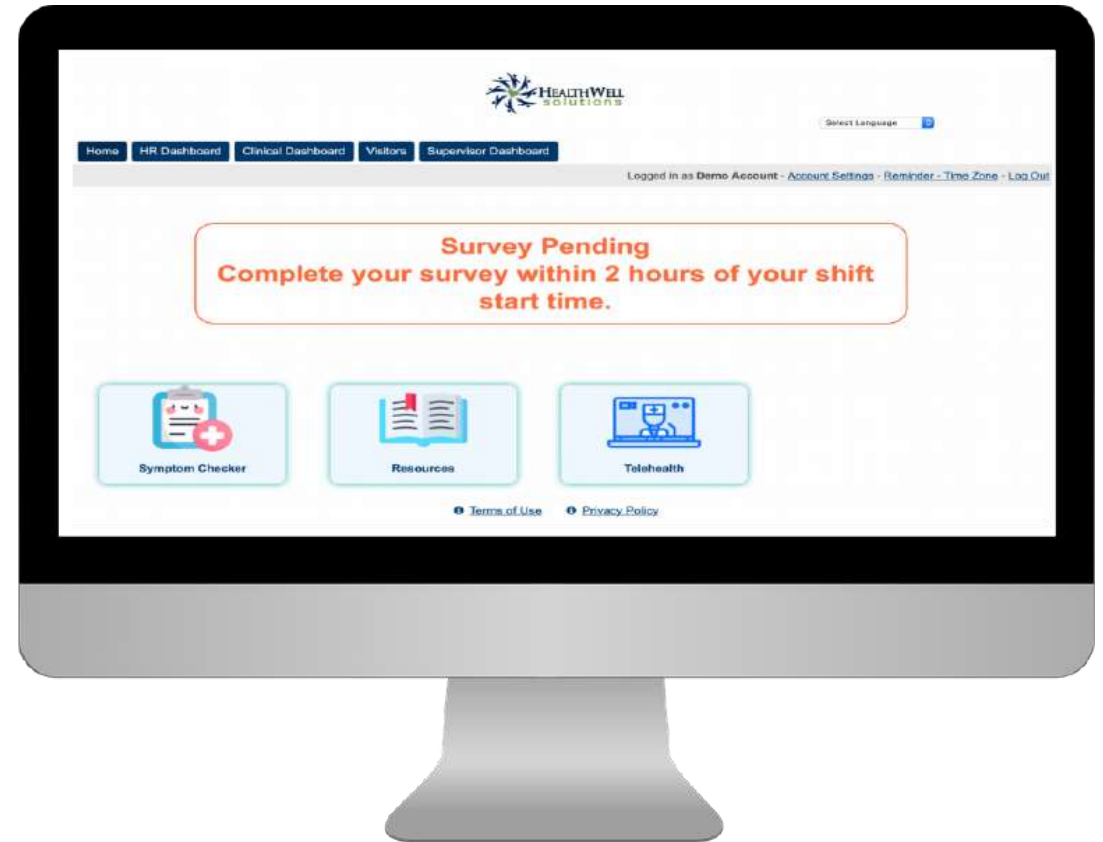
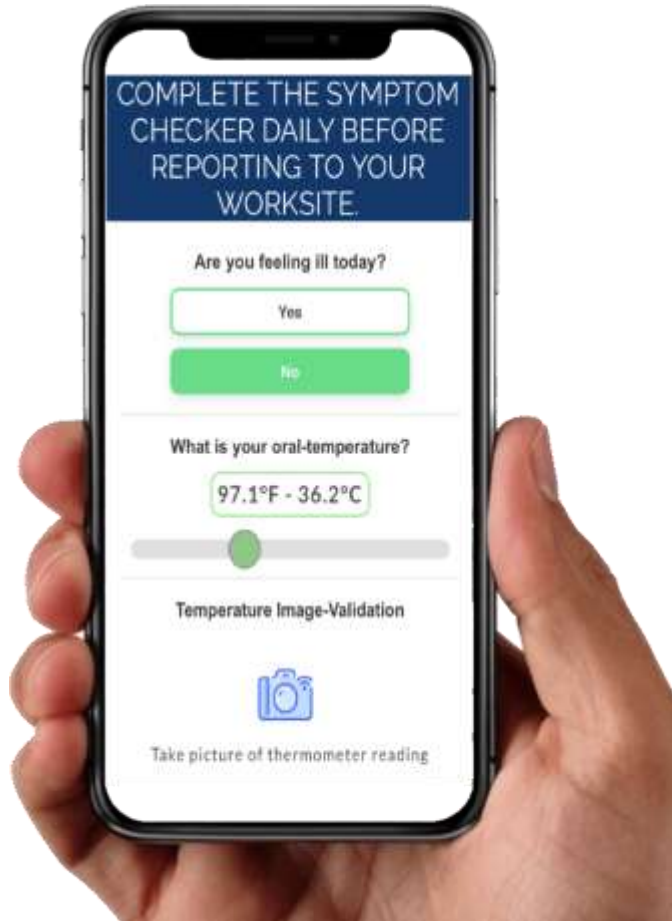
Password (forgot?)

Log-In

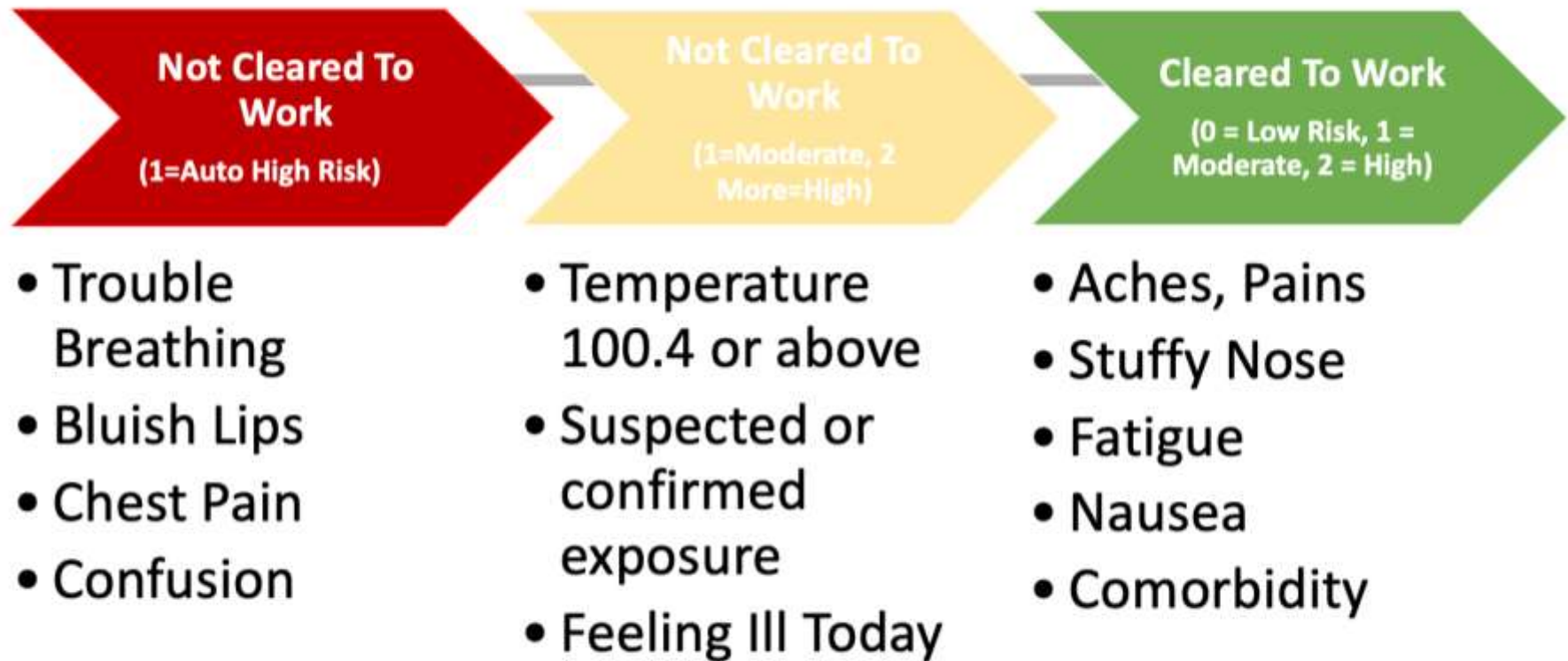
First time user?

[Register Account Here](#)

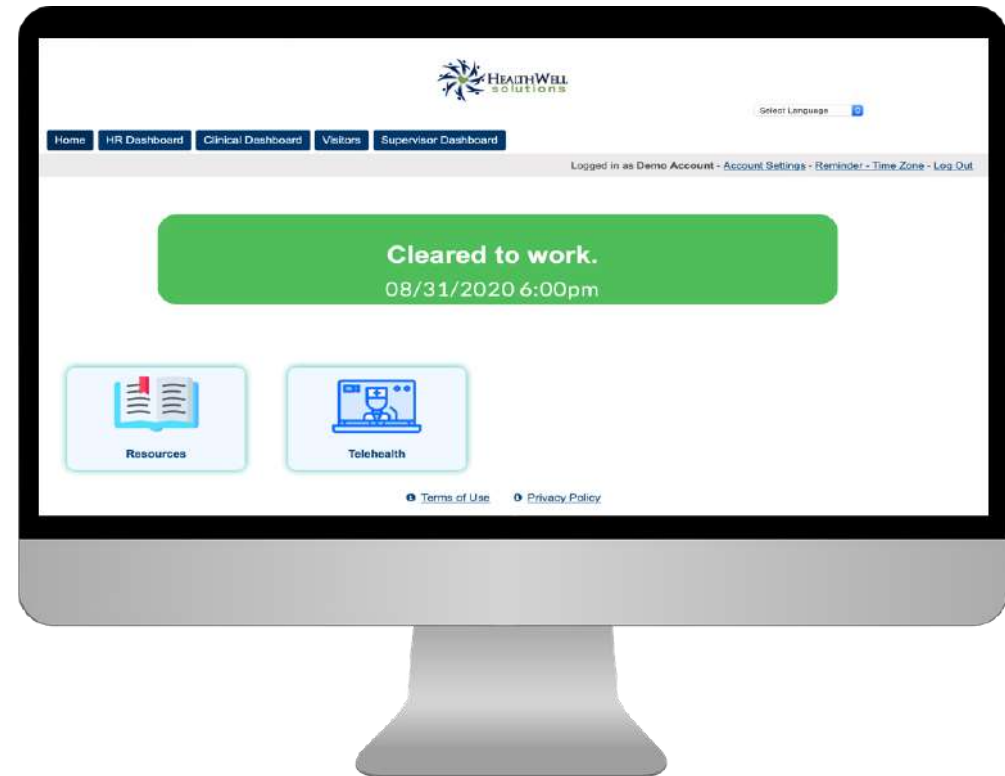
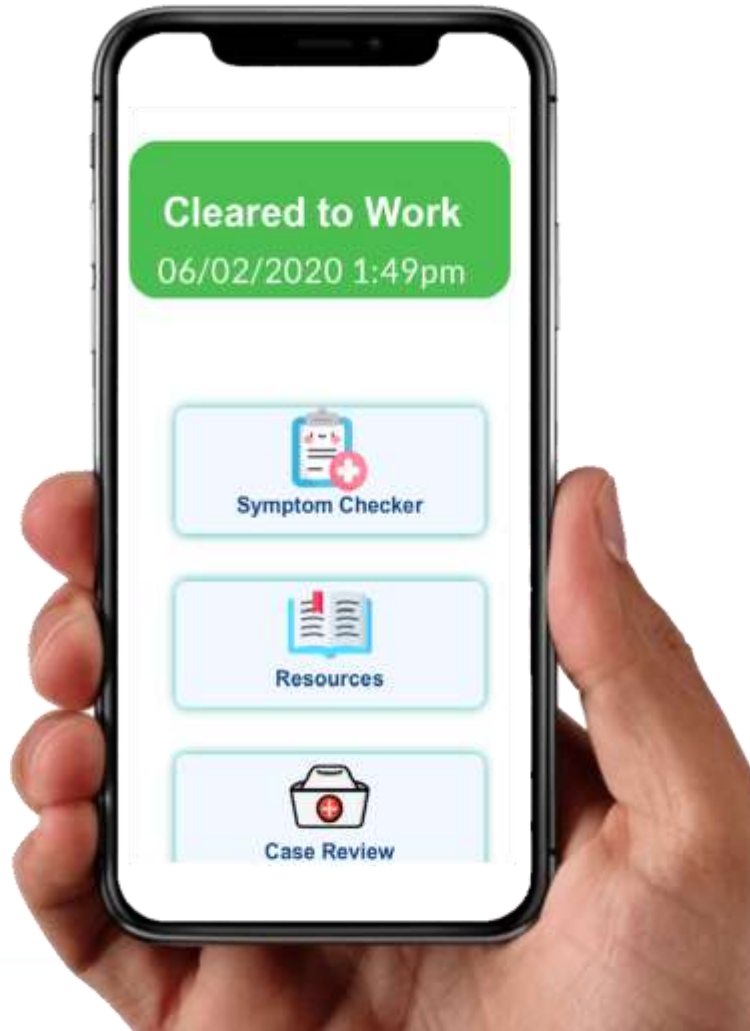
Symptom Checker




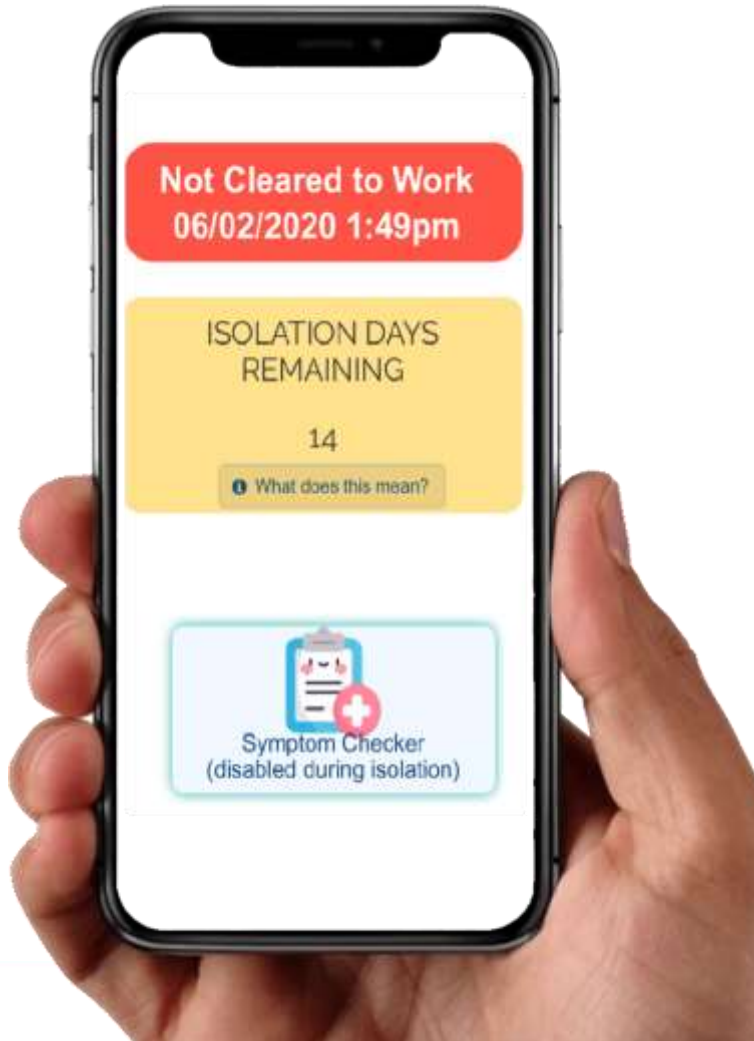
Risk Stratification



Cleared to Work - COVID (Low Risk)



Not Cleared to Work - COVID (High Risk)



Isolation

ISOLATION DAYS REMAINING

14

 What does this mean?

ISOLATION



Based on the answers you provided, CDC recommends self-isolation. The duration of this period is 14 days from the start of symptoms or from the first day of potential exposure.

Reach out to your primary care provider for follow-up and testing recommendations.

You can contact your supervisor if you have questions regarding returning to work.

QR Code for Visitor and Employee Clearance

Visitor Symptom Checker




Employee Symptom Checker



Visitor Symptom Checker Questions


Enter the name of the person you are meeting with.

Do you have a cough?




Yes No

Do you have a sore throat?



Yes No

Do you have a fever?



Yes No

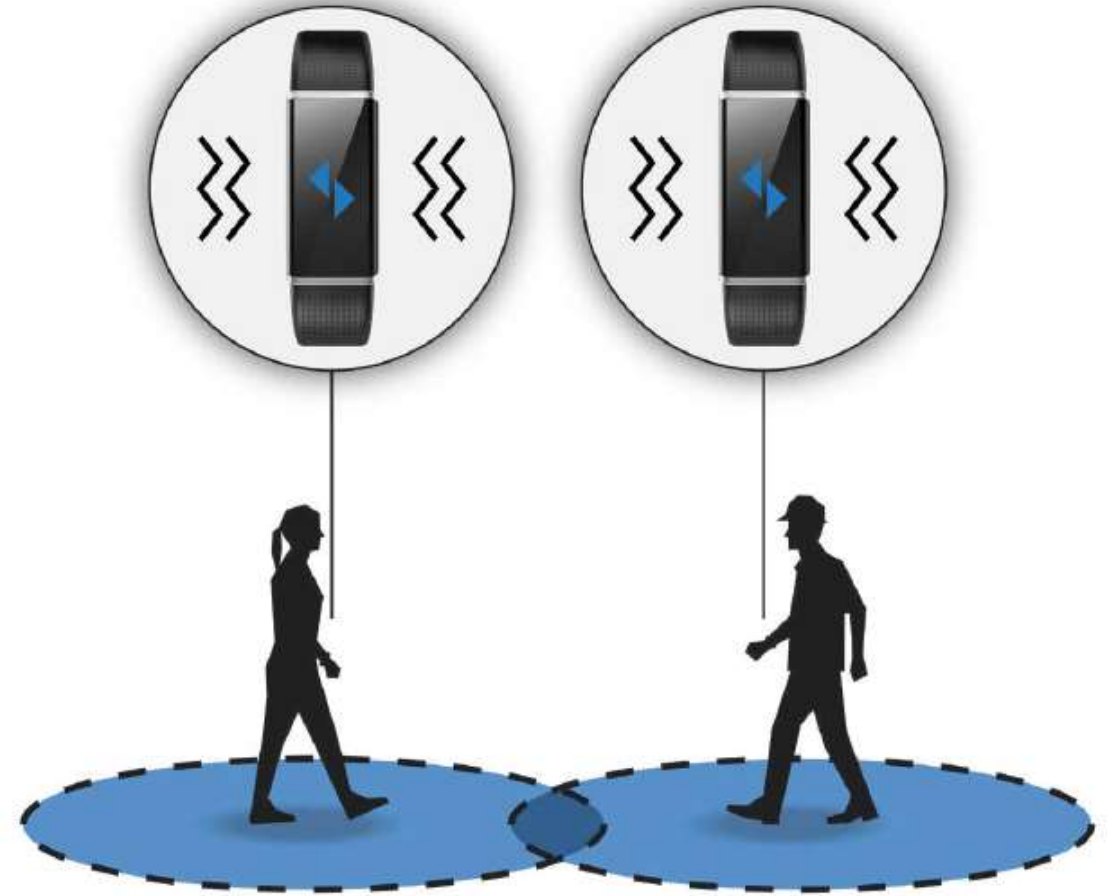
Visitor Safety & Exposure Monitoring



1	2	3	4	5
Visitor arrives and completes symptom checker.	Duration: >15 mins Distance: < 6' apart Facial covering? Yes	Visitor develops symptoms 24-48 hours after their visit.	Visitor receives an automated follow-up message.	Real time notification to company. Exposed employees begin self-quarantine 48 hours after exposure.

Contact Tracing Applications

- Wearable devices
- Bluetooth technology to retrieve proximity data from members
- Automated follow up messaging
- Target messaging to those who were potentially exposed



Case Review

- Employees that are not cleared for work will be able to download a “clearance form” directly from our system
- “Clearance form” must be completed by a healthcare provider and uploaded into our system
- The documentation will be reviewed within 1 business day to assess whether the employee meets the criteria to discontinue isolation and is able to return to work



Nurse Case Management



Employees will be allowed to schedule a telephonic secondary assessment with a licensed Registered Nurse.



Nurse will review current recommendations provided by CDC and give recommendations regarding isolation time, and testing.



If employee meets CDC criteria to discontinue isolation, nurse will reset employee's symptom checker so employee can retake survey and return to work.



Nurse Case Management process typically takes ~2-3 calls.



Nurse Case Management supports COVID testing and contact tracing.

NURSE CASE MANAGEMENT

Name 	1st appointment with Nurse	Follow-up with Nurse	Comments
Brittany Angelastro	10/29/2020 9:00am		
Calvin Smith	10/27/2020 11:00am		Testing pending
John Smith	10/26/2020 11:00am	10/28/2020 10:45am	Unconfirmed exposure. Symptom monitoring in place.

Telehealth Options



Customize platform to leverage your existing telehealth vendor



Utilize HealthWell Solutions' Telehealth Service

Testing Options

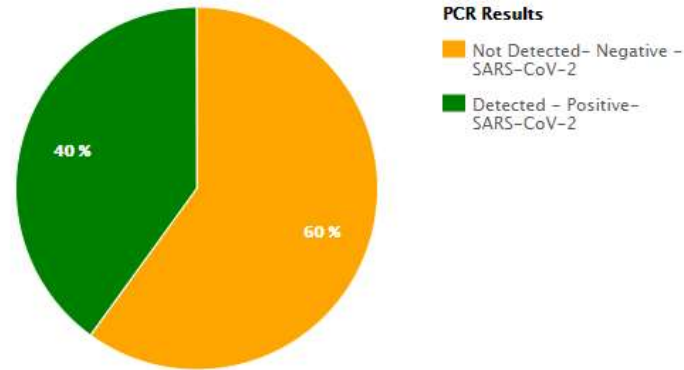
	MOLECULAR TEST (PCR)	ANTIGEN TEST	ANTIBODY TEST
Also known as...	Diagnostic test, viral test, Serological test	Rapid diagnostic test	Serology, molecular test, nucleic acid blood test
How the sample is taken...	Nasal or throat swab (most tests) Saliva (a few tests)	Nasal or throat swab	Finger stick or blood draw
How long it takes to receive results...	Same day (some locations) or up to a week	One hour or less	Same day (many locations) or 1-3 days
What it shows...	Diagnoses active coronavirus infection	Diagnoses active coronavirus infection	Shows previous coronavirus infection and/or vaccination effectiveness
What it cannot do...	Show if you ever had COVID-19 or were infected with the coronavirus in the past.	Antigen tests are more likely to miss an active coronavirus infection compared to molecular tests.	Diagnose active coronavirus infection at the time of the test or show that you do not have COVID-19.
Sensitivity	99%-99.9% Accurate	80%-97% Accurate	99.9% Accurate
Where can it be done...	Onsite, Home Kits, Clinic	Onsite, Home Kits, Retail	Onsite, Lab-Voucher program
Pricing	\$\$\$	\$	\$

Testing Dashboard

- Easily Track & Update Test Results
- Supports many different test types (PCR, Antigen, Antibody)
- Real Time HR Dashboard
- Upload testing reports directly into platform
- Automated Notifications to HR and Clinicians.

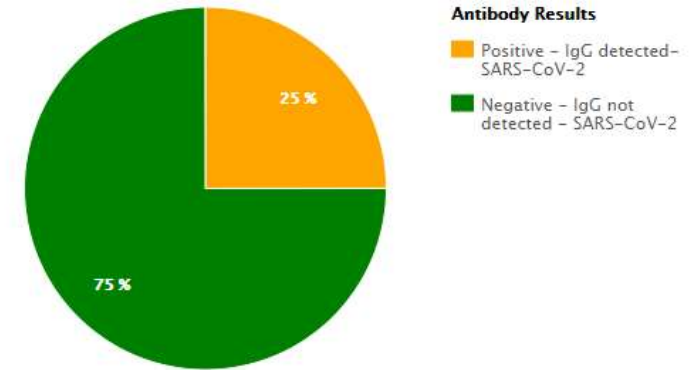
PCR RESULTS

[print](#) [download](#)



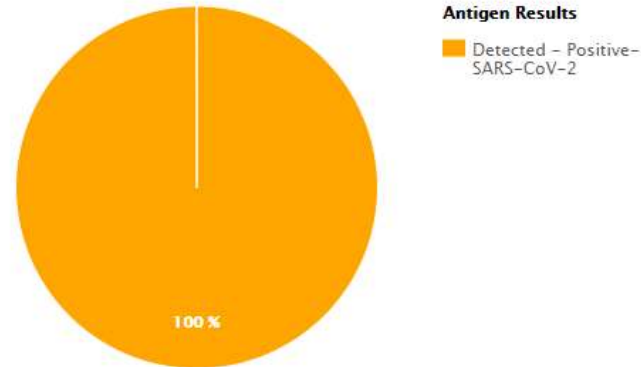
ANTIBODY RESULTS

[print](#) [download](#)



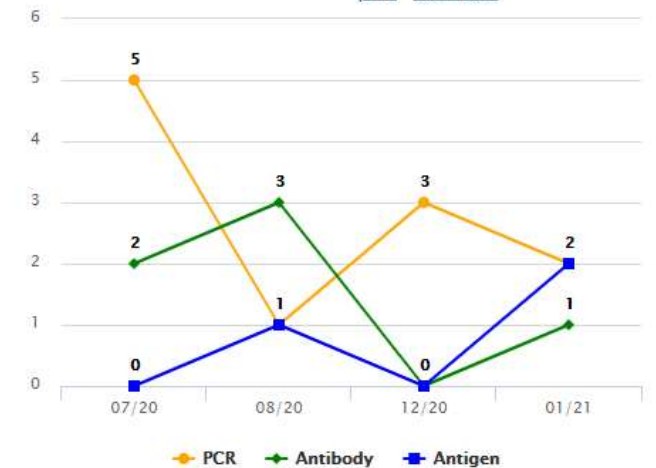
ANTIGEN RESULTS

[print](#) [download](#)



TOTAL TESTS

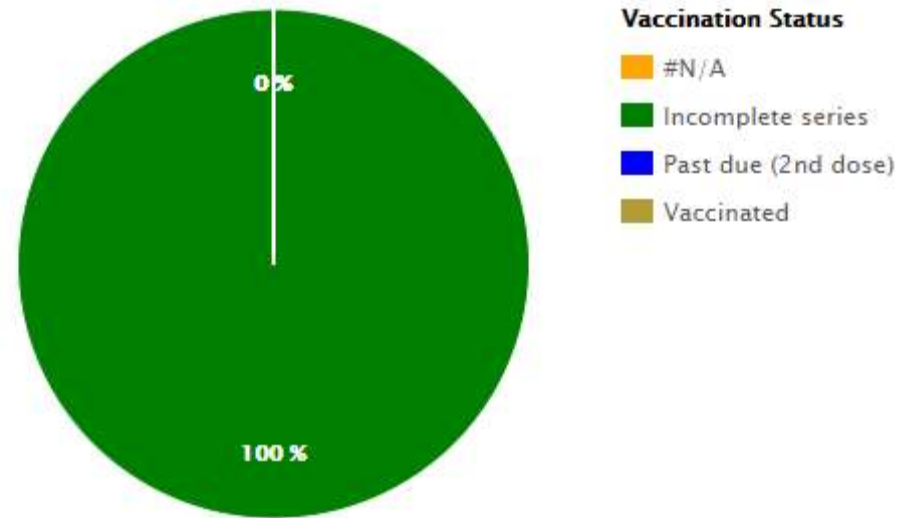
[print](#) [download](#)



Vaccination Status

COVID-19 VACCINE

- Quickly and easily track your employees' vaccination records
- Ability to add vaccinations done onsite or by third party providers
- Automated reminders for past due vaccinations and 2nd doses



Vaccination Status	Count
#N/A	0
Incomplete series	1
Past due (2nd dose)	0
Vaccinated	0

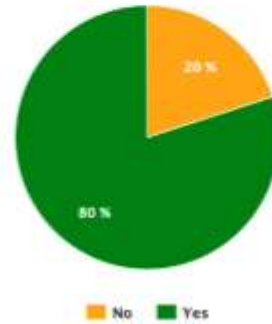
Reporting Dashboard

[Home](#) [HR Dashboard](#) [Clinical Dashboard](#) [Visitors](#) [Supervisor Dashboard](#)

Logged in as Demo Account - [Account Settings](#) - [Reminder](#) - [Time Zone](#) - [Log Out](#)

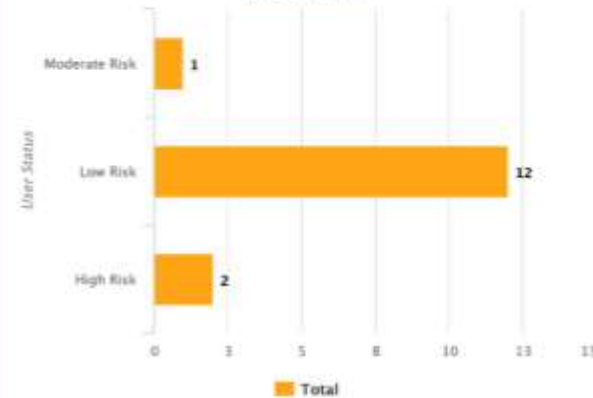
SURVEY COMPLIANCE

[print](#) [download](#)



RISK STRATIFICATION

[print](#) [download](#)



TEMPERATURE LOGS

[print](#) [download](#)




COMPLIANCE BY LOCATION

[print](#) [download](#)



HR Reporting Dashboard

Risk	Name	Last Survey Date	Completed Survey Today	Isolation Days Remaining	Temperature	Image	Workspace	Survey	Reset Survey	Reminder
Low Risk	Henry Cabrera		NO				A2	view	Reset	Send
Demo										
Low Risk	John Doe	08/11/2020	Yes				A1	view	Reset	Send
Low Risk	Test Employee	08/11/2020	Yes				A1	view	Reset	Send
Low Risk	Supervisor Fithub	08/11/2020	Yes				A1	view	Reset	Send
Low Risk	Mike McCain	08/11/2020	Yes				A1	view	Reset	Send
High Risk	Calvin Smith	08/11/2020	Yes		101.1		A2	view	Reset	Send
PA										
Low Risk	Demo Employee	08/11/2020	Yes				A1	view	Reset	Send
Low Risk	Smith Johnson	08/11/2020	Yes		97.5		A1	view	Reset	Send

Supervisor Dashboard



Select Language ▼

Home

HR Dashboard

Clinical Dashboard

Visitors

Supervisor Dashboard

Logged in as Henry Cabrera - [Account Settings](#) - [Reminder](#) - [Time Zone](#) - [Log Out](#)

EMPLOYEES

Name ⓘ	Email	Status	Last Survey Date	Reminder
John Doe	john@test.com	Cleared	09/22/2020	Send
Jane Smith	jane@domain.com	Survey Pending	09/21/2020	Send
Stewart Levy	slevy@healthwellcorp.com	Not Cleared	09/22/2020	Send




Visitor Dashboard

[Home](#) [Dashboard](#) [Support Dashboard](#) [Clinical Dashboard](#) [Account Manager](#) [Visitors](#)

Logged in as **Stewart Levy** - [Account Settings](#) - [Reminders](#) - [Log Out](#)

TODAY'S VISITORS

Date ↕	Name	Visiting:	Email	Risk Status	ID	Location
07/07/2020 7:50am	Jane Doe	John Doe	jane.doe@test.com	High Risk		102 Cezanne Ct Landenberg, Pennsylvania 19350
07/07/2020 7:30am	John Doe	Nicholas Moore	test@fithubinc.com	Low Risk		10 canal st Bristol, Pennsylvania 19007

VISITOR ACTIVE CONTACT TRACING

Date ↕	Name	Visited:	Email	Phone	Location	Delete
07/02/2020 9:27am	Henry Cabrera	Anthony Smith	henry.cabrera@healthmetrixllc.com	(177) 381-7171	102 Cezanne Ct Landenberg, Pennsylvania 19350	delete

 Visitor QR Code



Additional Services Available

- Nurse Case Management available
- Digital Temperature Image
- Temperature Validation and Auditing Option
- Integration with Existing Medical Resources
- Telehealth Option Available
- Covid-19 Testing
- Call In Option, Text In Option



Case Review



Telehealth

Comparison of Platform Options

	Core Platform	Optional Features
Custom Login Page	✓	
Symptom Tracker	✓	
Compliance Tracking	✓	
Self-Reporting Temperature	✓	
CDC Guidelines	✓	
Custom Company Info	✓	
Realtime Reporting Dashboard	✓	
Visitor QR Code		✓
Nurse Case Management		✓
Onsite Temperature Screenings		✓
Custom IT Needs		✓
Digital Thermometer Image		✓
IR Hardware		✓
Dial In Survey		✓
Text Reminder		✓

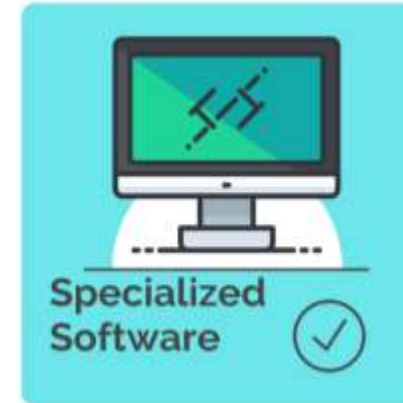
Marketing & Communications

- Turnkey Content
- User Guides
- FAQ's, Sample Emails
- Fully Customizable

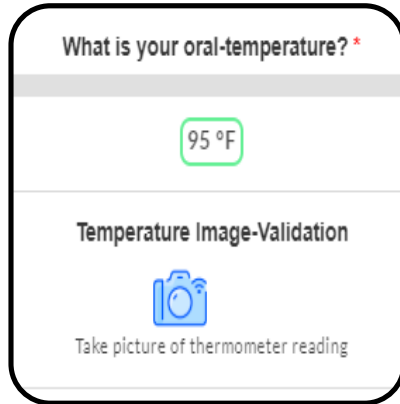


Program Management

Keys to Success



Temperature Capture Options



1	2	3	4
Self-Reported Temperature	Self-Reported with Audited Verifications	Onsite Temperature Checks	IR Temperature Kiosk

Dial-In Survey Features & Benefits

- Gives those who do not have a smart phone or laptop the ability to take our symptom checker
- Employees answer a series of questions with “Yes” or “No” response
- HIPPA Compliant
- Register via text message



Text Messaging Capabilities

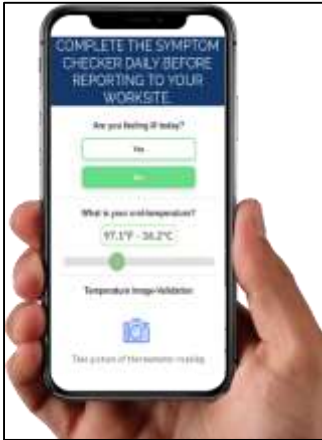


Employees can opt-in to have a text reminder to complete their symptom checker.



Employees can opt-in to complete their symptom checker via text.

IR Hardware Integration with Software



Step 1

Employee completes symptom checker at home.




Step 2

Employee enters building and IR camera identifies employee and reads their temperature.



Step 3

Platform receives temperature in real time, updates the matching employee profile, and verifies the employee completed their symptom checker today.



Step 4

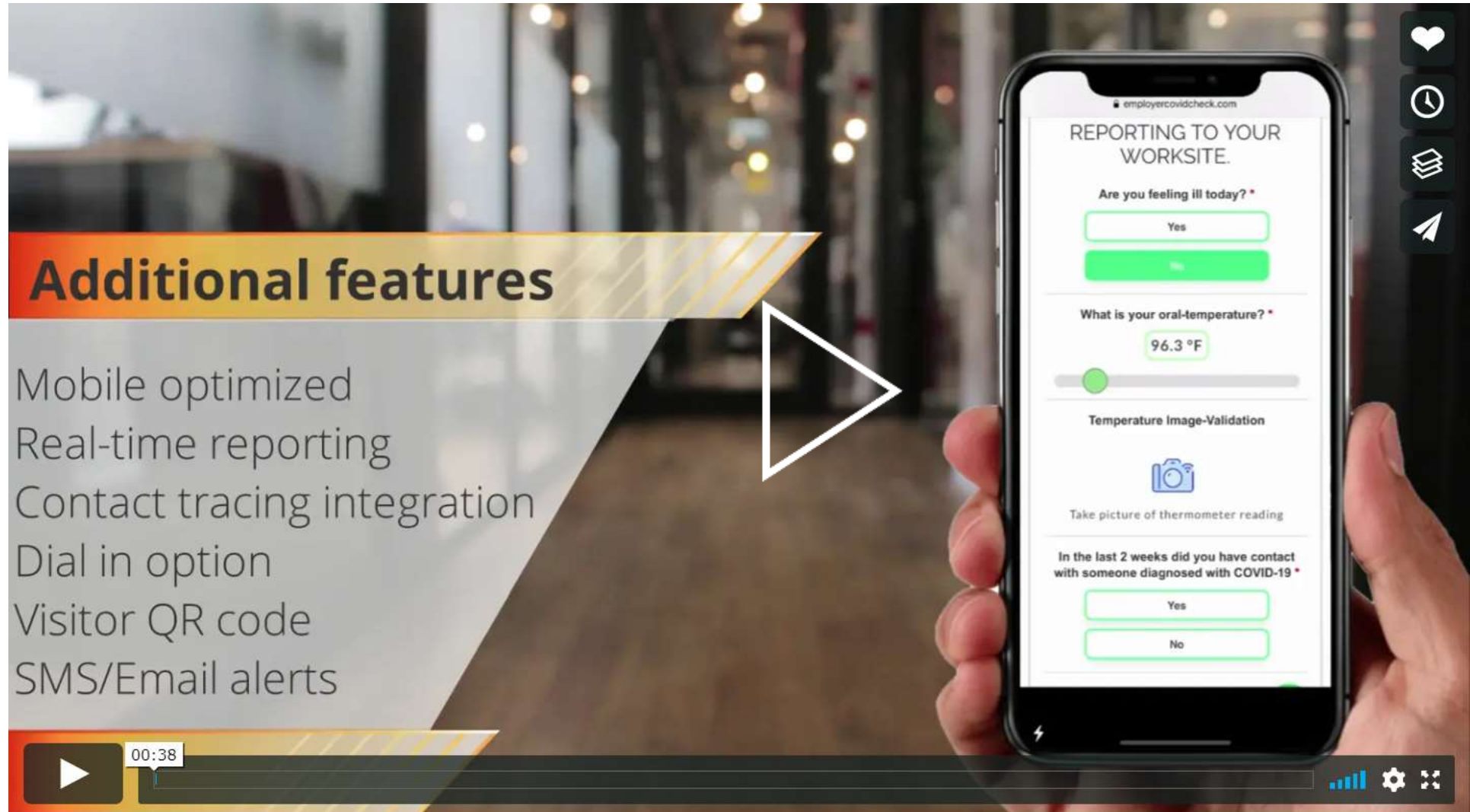
If employee did not complete symptom checker an email reminder will be sent and a notification to the admin

IR Temperature Camera Comparison

	8"	19"
Integration with Software	✓	✓
Facial Recognition		✓
Mask Detection	✓	✓
Access Control	✓	✓
Printer	✓	✓
Timekeeping		✓
Contactless Workflow	✓	✓
Symptom Checker (touchscreen)		✓



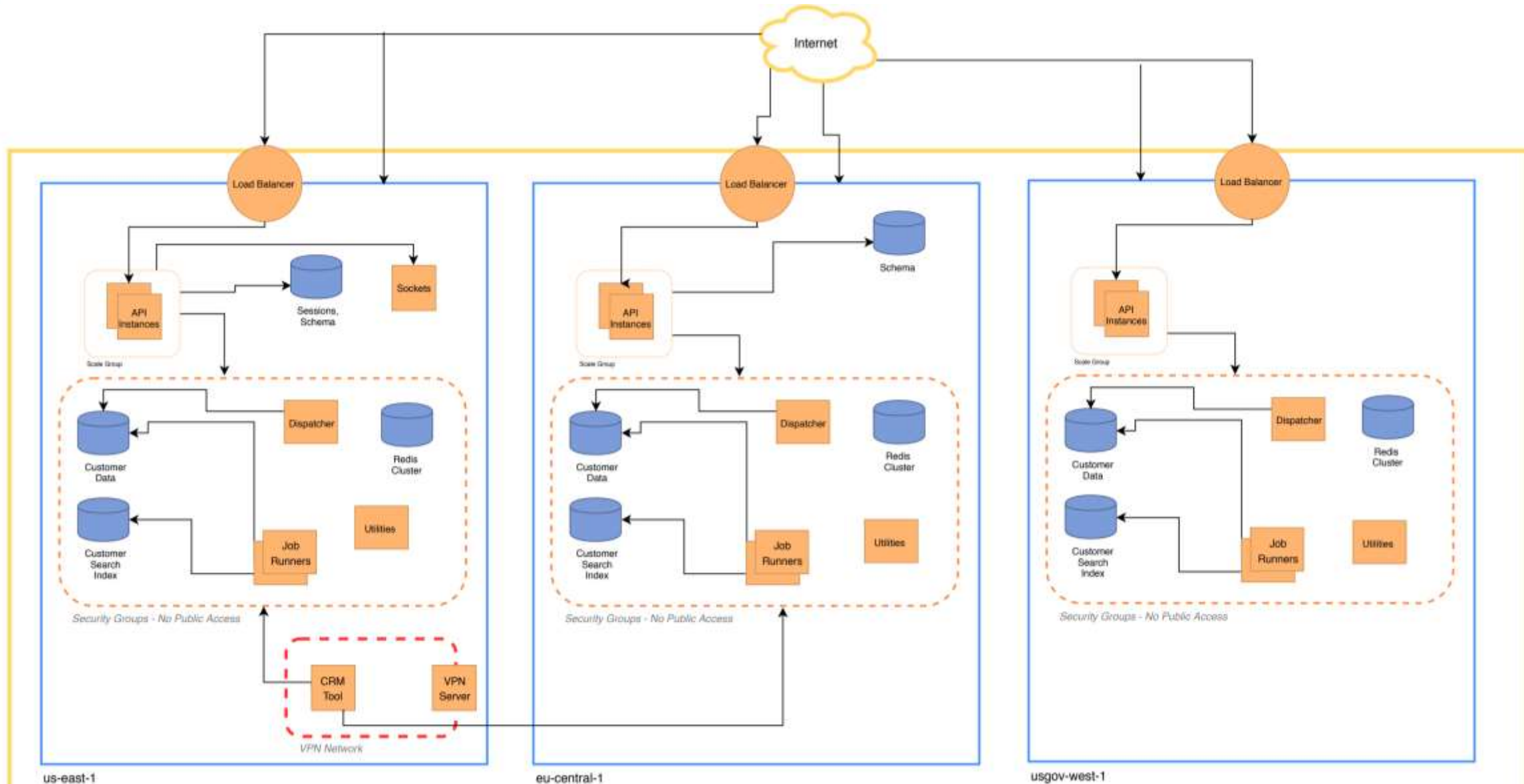
Promo Video









<https://vimeo.com/458227844>



Data Storage and Infrastructure



Case Studies

Company	Industry	Success/Notes
	Education	Began with onsite Temperature Checks. Launched software and will now begin. IR Temperature kiosks integrated with software for clearance.
	Finance	95% compliance rate with software. Integrated with their existing onsite clinical providers to utilize software.
	Manufacturing	72-hour implementation turnaround. Compliance with blue collar workers.
	BioPharm	Visitor QR code with custom survey to manage all their building traffic including contractors.
	Healthcare	Utilizing paper system for healthcare workers. Customized software to support 24-hour healthcare client with employees in the field.
	Insurance	Customized software to include additional survey questions and dashboard with updated clinical access.

Questions?



EMPLOYERCOVIDCHECK.COM



INFO@HEALTHWELLCORP.COM



PHONE: 1.888-935-4434X701